

JOSEPH A. JACHIMCZYK, M.D., J.D.  
FORENSIC PATHOLOGIST  
ATTORNEY AT LAW  
CHIEF MEDICAL EXAMINER



862  
880  
854  
E965

228-8311  
EXT. 671 (DAY)  
EXT. 212 (NIGHT)

OFFICE OF THE MEDICAL EXAMINER  
OF HARRIS COUNTY

HARRIS COUNTY COURT HOUSE  
HOUSTON, TEXAS 77002

AUTOPSY REPORT

CASE 73 - 3329

August 8, 1973

PATHOLOGICAL DIAGNOSES ON THE BODY

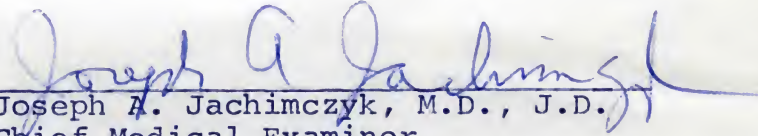
OF

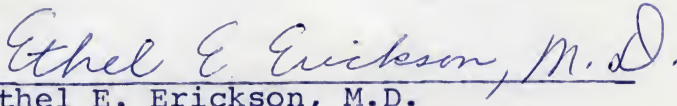
Dean Arnold Corll  
2020 Lamar Street  
Pasadena, Texas

1. Gunshot wounds of left chest (1) and back (3).
2. Gunshot wound of head, non-penetrating (1).
3. Gunshot wound of left shoulder, subcutaneous (1).

OPINION

It is our opinion that the decedent, Dean Arnold Corll, came to his death as a result of gunshot wounds of left chest (1) and back (3) - Homicide.

  
Joseph A. Jachimczyk, M.D., J.D.  
Chief Medical Examiner

  
Ethel E. Erickson, M.D.  
Assistant Medical Examiner

## POSTMORTEM EXAMINATION ON THE BODY OF

Dean Arnold Corll  
2020 Lamar Street  
Pasadena, Texas

**HISTORY:** This 33 year old white man was shot and killed at the above address at 8:30 a.m. on August 8, 1973.

**AUTOPSY:** The autopsy was performed by Assistant Medical Examiner Ethel E. Erickson, M.D., at the request of Chief Medical Examiner Joseph A. Jachimczyk, M.D., beginning at 11:25 a.m. on August 8, 1973, in the Harris County Morgue.

**EXTERNAL APPEARANCE:** The body was that of a 33 year old white man, measuring 71 inches in length and weighing 190 pounds. There was no rigor mortis present. The head was covered with brown hair, measuring up to 4 inches in length at the crown. There was a gunshot entrance wound on the right forehead above the lateral margin of the right eyebrow. It was situated at a point 3 inches superior and 2-1/2 inches anterior to the right external auditory meatus. The wound measured 1/4 inch in diameter and had ragged, inverted, slightly charred edges with no powder stippling or powder flash. There was an oblique 1/2 inch blunt laceration just to the left and above the bridge of the nose. The eyes were gray. The pupils were round and equal. The sclerae were clear. The nose was intact. Blood exuded from the nostrils and the mouth. There was a considerable amount of dried blood over the entire face. The neck was grossly intact. The chest was proportionate and symmetrical. There was a gunshot wound of entrance in the left chest at a point 7 inches below the suprasternal notch and 7-1/4 inches to the left of the mid line. It measured 1/4 inch in diameter and had ragged, inverted, slightly charred edges, with no powder flash or stippling. The abdomen was flat with no scars. The external genitalia were those of an adult circumcised male-type with both testes in the scrotum. The lower extremities were symmetrical with no pitting edema. The upper extremities were symmetrical. The nail beds were slightly cyanotic. There was a gunshot wound of entrance in the mid upper back at a point 4 inches below the foramen magnum and 1 inch to the right of the mid line. It measured 1/4 inch in diameter and had ragged, inverted, slightly charred edges. There was a gunshot entrance wound on the left shoulder at a point 3 inches below the foramen magnum and 3-1/2 inches to the left of the mid line. This also measured 1/4 inch in

diameter and had ragged, inverted edges. There was another gunshot wound at a point 5-1/2 inches below the foramen magnum and 9 inches to the left of the mid line. This measured 1/4 inch in diameter and had ragged, inverted edges. There was another gunshot wound at a point 8-1/2 inches below the foramen magnum and 9-1/4 inches to the left of the mid line. It measured 3/8 inch in diameter and had ragged edges with some ecchymosis around the adjacent skin. The cerebrospinal fluid was clear.

INTERNAL EXAMINATION: Section: The body was opened with the usual Y-shaped incision. There was 3/4 inch of yellow adipose tissue in the mid line. The left pleural cavity contained 1 quart of fluid and clotted blood. The right pleural cavity contained 1 pint of fluid and clotted blood. The abdominal cavity contained a few cc. of blood. A .22 caliber bullet with a copper nose was recovered from the inferior margin of the right upper lobe. Another misshapen .22 caliber bullet was recovered from the muscle above and behind the right clavicle. Still another bullet was recovered from the vertebral column on the left side at the level of the clavicle.

HEART: The heart weighed 370 grams. The coronary arteries contained a few small atheromatous plaques, but they were patent. On cut surfaces, the myocardium was brown with no areas of scarring. The valve orifices were proportionate and the valve leaflets were delicate. The coronary ostia were widely patent.

LUNGS: The lungs together weighed 1020 grams. There was a gunshot wound. There was considerable blast effect in the right lung, where the tissue was markedly hemorrhagic. There was a gunshot tear in the left hilus of the lung. There was considerable hemorrhage due to blast effect in the left lobe. The gunshot went through the left lower lobe of the lung into the spinal column. The lung tissue was gray-pink.

LIVER: The liver weighed 1730 grams. There was a linear oblique gunshot wound, measuring 1-1/2 inches in length, in the undersurface of the left lobe of the liver. The gallbladder contained 5 cc. of bile and no gallstones. The cut surfaces of the liver were brown, congested, and torn at the margins of the gunshot tract.

Pancreas and Adrenals: The pancreas and adrenals were not remarkable.

SPLEEN: The spleen weighed 190 grams. The cut surfaces were slightly congested.

GENITOURINARY TRACT: The kidneys together weighed 275 grams. The capsules stripped with ease, revealing a smooth pale surface. The cut surfaces appeared as usual. No change was noted in the pelves or ureters. The urinary bladder was empty. The testes were similar in shape and size. On cut surfaces, there was light tan tubular tissue present. The epididymides were not remarkable.

GASTROINTESTINAL TRACT: The lining of the esophagus was gray-white. There was conspicuous periesophageal hemorrhage present and hematoma formation. The stomach contained 2 ounces of slightly bloody red-brown fluid. There was a gunshot entrance into the fundus of the stomach.

ORGANS OF THE NECK: The strap muscles were intact. The hyoid bone was intact. No change was noted in the epiglottis, larynx, or upper trachea. The thyroid gland was of usual size.

HEAD: The scalp was reflected in the usual coronal fashion. There was marked subgaleal hemorrhage present in the region of the gunshot wound. The bullet did not penetrate the calvarium, but merely traveled underneath the scalp of the forehead, from right toward left, and was recovered from the galea, at a point 2-1/2 inches to the left of the entrance wound. It was a markedly deformed, flattened, 0.22 caliber bullet. It was placed in a special container for safekeeping. The brain weighed 1430 grams. The leptomeninges were delicate. The cerebral hemispheres, cerebellum, pons, and medulla oblongata were symmetrical and proportionate. The vessels at the base of the brain, including the basilar and vertebral arteries, were delicate. No change was noted in the gray and white matter on serial cut surfaces of the cerebral hemispheres and on horizontal cut surfaces of the pons, medulla oblongata, and cerebellum.

PATHS OF THE MISSILES: The bullet which entered the head at a point 3 inches superior and 2-1/2 inches anterior to the right external auditory meatus traveled through the galea, beneath the scalp, and was recovered at a point 2-1/2 inches to the left. It went from right toward left. It was placed in a special container for safekeeping.

The bullet that entered the left chest at a point 7 inches below the suprasternal notch and 7-1/4 inches to the left of the mid line passed through the left diaphragm. It hit the left lobe of the liver on the undersurface and entered the stomach. This bullet was not found in the gastric contents nor the contents of the small or large intestine and was not visualized on X-rays taken. This bullet went from left toward right, from head to toe at approximately a 35 degree angle, went through the diaphragm, nicked the left lobe of the liver, entered the stomach, but was not recovered.

The bullet that entered the mid back at a point 4 inches below the foramen magnum and 1 inch to the right of the mid line went from back toward front and slightly from right toward left. It was recovered from the left side of the vertebral column just below the level of the clavicle.

The bullet that entered the left shoulder at a point 3 inches below the foramen magnum and 3-1/2 inches to the left of the mid line went from left toward right, through the muscle plane, and was recovered just above the right clavicle. It was a distorted .22 caliber bullet.

The bullet that entered the left back at a point 5 inches below the foramen magnum and 9 inches to the left of the mid line went from left toward right, from back toward front, practically on a horizontal plane, and was recovered from the left lung. It also was a .22 caliber bullet.

The bullet that entered the left back at a point 8-1/2 inches below the foramen magnum and 9-1/4 inches to the left of the mid line entered the left pleural cavity through the 5th interspace. It caused a gunshot wound and marked blast effect in the left

lung. This bullet was not recovered. It apparently was sucked up into aspirated blood from the pleural cavity.

Four .22 caliber bullets were recovered. They were labeled at the base with an "E" and placed in a special container for safe-keeping.

JOSEPH A. JACHIMCZYK, M.D., J.D.

FORENSIC PATHOLOGIST

ATTORNEY AT LAW

CHIEF MEDICAL EXAMINER



228-8311

EXT. 671 (DAY)


EXT. 212 (NIGHT)

OFFICE OF THE MEDICAL EXAMINER  
OF HARRIS COUNTY


HARRIS COUNTY COURT HOUSE  
HOUSTON, TEXAS 77002

September 27, 1973

This date, September 27, 1973, James A. Zotter, Chemist and Toxicologist, Houston Police Department, received head hair and pubic hair from Case 73 - 3329, Dean Arnold Corll, hair samples (head) from Cases 73 - 3333, 73 - 3334 and 73 - 3335, and samples of both types of cord which was recovered.

A handwritten signature in black ink that reads "James A. Zotter". The signature is written in a cursive style with a long horizontal line extending from the end of the name.

James A. Zotter

A handwritten signature in blue ink that reads "Joseph A. Jachimczyk". The signature is written in a cursive style with a long horizontal line extending from the end of the name.

Joseph A. Jachimczyk, M.D., J.D.  
Chief Medical Examiner

**MEDICAL EXAMINER**  
Harris County  
Houston, Texas


NAME Dean Arnold Corll Medical-Legal No. 73 - 3329

ADDRESS 2020 Lamar Street, Pasadena, Texas Date August 8, 1973

**INFORMATION REQUESTED FROM TOXICOLOGY EXAMINATION:**

1. \_\_\_\_\_
2. \_\_\_\_\_
3. \_\_\_\_\_
4. \_\_\_\_\_
5. \_\_\_\_\_
6. \_\_\_\_\_
7. \_\_\_\_\_
8. \_\_\_\_\_

**LABORATORY RESULTS:**

1. Alcohol - Negative (cerebrospinal fluid)
2. Barbiturates - Negative (blood)
3. Narcotics - Negative (blood)
4. Blood group - "O"
5. \_\_\_\_\_
6. 
7. Ferrin B. Moreland, Ph.D.
8. \_\_\_\_\_

REMARKS: \_\_\_\_\_  
\_\_\_\_\_  
\_\_\_\_\_



Autopsy

INVESTIGATOR'S REPORT

Investigator: M. C. Escobar  
E. G. Knowles

~~View~~

Case No. 73 - 3329

Decedent: Dean Arnold Corll Race W Sex M Age 33

Address: 2020 Lamar Street, Pasadena, Texas

Death: August 8, 1973 Approx. Time 8:30 ~~P.M.~~ A.M.

Place of Death: 2020 Lamar Street, Pasadena, Texas

Place of Inquest: 2020 Lamar Street, Pasadena, Texas

Date and Time of Inquest: August 8, 1973 9:15 ~~P.M.~~ A.M.

Location, Position, and Surroundings of Body:

The decedent was lying in the hallway on his stomach with a telephone at his feet.

Clothing: The decedent was nude.

Information: The decedent was at home having a sex party. On the bedroom floor was a sheet of plywood, 8 feet long, with four handcuffs and several artificial articles used by the "gay" boys. There was also a 14 inch firm rubber penis with a head on each end. The decedent was supposed to have had two of the young males and a young female handcuffed to the board. One of the males told him to let him loose and he would help the decedent to kill the other two. The decedent did so and the young male got the decedent's pistol and admitted shooting him in "self defense". This young male then released the other two and called the Pasadena Police Department, Pasadena, Texas. Officer Jamison, Unit 363, made the scene first and called for a car. Detectives Mullican and Lawrence also made the scene. The three young people were taken to the Police station for statements.



M. C. Escobar  
M. C. Escobar





E. G. Knowles  
E. G. Knowles

Property: There was no property involved.

Transferred to Morgue by: Niday Funeral Home of Pasadena, Pasadena, Texas

Funeral Home Conducting Service: Niday Funeral Home of Pasadena, Pasadena, Texas

1. RIGHT THUMB	2. RIGHT INDEX	3. RIGHT MIDDLE	4. RIGHT RING	5. RIGHT LITTLE
		<i>M 73-3329</i> 		
FAUROT INKLESS METHOD.				FORM 4R

6. LEFT THUMB	7. LEFT INDEX	8. LEFT MIDDLE	9. LEFT RING	10. LEFT LITTLE
		<i>M 73-3329</i> 		
FAUROT INKLESS METHOD.				FORM 4L

Case No. Name To Date Out

73-3329 Dean Corll

Will Gray  
Sef. Atty

4-15-74

Air  
D.C.

Rec: 4-15-74  
11:25 am  
Jm

73-3329

Case No.

Name

To

Date Out

73-3329

Dean Corll

Percy Foreman

1-14-74

atty. at law

tele - 224-9321

512 First National

Life Building

77002

A. J. T.

N.C.

Rec. 9-13-73  
11:45 A.M.  
aa.

73-3329

Case No.	Name	To	Date Out
73-3329	Dean Carl	Mr. Hubbell	1-14-74

Airt  
n.c.

RECEIVED BY: W.H. Hubbell  
DATE: 1-14-74 TIME: 3:15 PM

73-3329

Case No.

Name

To

Date Out

73-3329 Dean Carl

Charles Melde

1-14-74

Ait  
D.C.

Rec: 1-14-74

jw

73-3329

Case No.

Name

To

Date Out

73-3329 Alan G. Carr

Ted Musick  
Atty at Law

1-14-74

Air  
D.C.

73-3329

1. PLACE OF DEATH a. COUNTY <b>Harris</b>				2. USUAL RESIDENCE (Where deceased lived. If institution: residence before admission) a. STATE <b>Texas</b>				b. COUNTY <b>Harris</b>													
b. CITY OR TOWN (If outside city limits, give precinct no.) <b>Pasadena</b>				c. LENGTH OF STAY in 1 b.				c. CITY OR TOWN (If outside city limits, give precinct no.) <b>Pasadena</b>													
d. NAME OF (If not in hospital, give street address) HOSPITAL OR INSTITUTION <b>2020 Lamar</b>				d. STREET ADDRESS (If rural, give location) <b>2020 Lamar</b>																	
e. IS PLACE OF DEATH INSIDE CITY LIMITS? YES <input checked="" type="checkbox"/> NO <input type="checkbox"/>				e. IS RESIDENCE INSIDE CITY LIMITS? YES <input checked="" type="checkbox"/> NO <input type="checkbox"/>				f. IS RESIDENCE ON A FARM? YES <input type="checkbox"/> NO <input checked="" type="checkbox"/>													
3. NAME OF DECEASED (Type or print) <b>Dean Arnold Corll</b>			(a) First			(b) Middle			(c) Last			4. DATE OF DEATH <b>August 8, 1973</b>									
5. SEX <b>Male</b>		6. COLOR OR RACE <b>White</b>		7. Married <input type="checkbox"/> Never Married <input checked="" type="checkbox"/> Widowed <input type="checkbox"/> Divorced <input type="checkbox"/>		8. DATE OF BIRTH <b>Dec. 24, 1939</b>		9. AGE (In years last birthday) <b>33</b>		IF UNDER 1 YEAR Months Days		IF UNDER 24 HRS. Hours Minutes									
10a. USUAL OCCUPATION (Give kind of work done during most of working life, even if retired) <b>Electrician</b>				10b. KIND OF BUSINESS OR INDUSTRY <b>Houston Light &amp; P</b>				11. BIRTHPLACE (State or foreign country) <b>Indiana</b>				12. CITIZEN OF WHAT COUNTRY? <b>U.S.A.</b>									
13. FATHER'S NAME <b>Arnold E. Corll</b>						14. MOTHER'S MAIDEN NAME <b>Mary Robinson</b>															
15. WAS DECEASED EVER IN U.S. ARMED FORCES? (Yes, no, or unknown) (If yes, give war or dates of service) <b>no</b>				16. SOCIAL SECURITY NO. <b>449-62-9740</b>				17. INFORMANT <b>A. E. Corll</b>													
18. CAUSE OF DEATH (Enter only one cause per line for (a), (b), and (c).) PART I. DEATH WAS CAUSED BY: IMMEDIATE CAUSE (a) <b>Gunshot wounds of left chest (1) and back (3).</b> Conditions, if any, which gave rise to above cause (a), stating the underlying cause last. } DUE TO (b) DUE TO (c)										INTERVAL BETWEEN ONSET AND DEATH											
PART II. OTHER SIGNIFICANT CONDITIONS CONTRIBUTING TO DEATH BUT NOT RECORDED TO MORTALITY DISEASE CONDITION GIVEN IN PART I(a)										19. WAS AUTOPSY PERFORMED? YES <input checked="" type="checkbox"/> NO <input type="checkbox"/>											
<b>Gunshot wound of left shoulder (1), subcutaneous, gunshot wound/</b>																					
20a. ACCIDENT <input type="checkbox"/> SUICIDE <input type="checkbox"/> HOMICIDE <input checked="" type="checkbox"/>			20b. DESCRIBE HOW INJURY OCCURRED. (Enter nature of injury in Part I or Part II of Item 18.) <b>Shot.</b>																		
20c. APPROX. HOUR OF INJURY <b>8:30 a.m.</b>			Month <b>8</b>			Day <b>8</b>			Year <b>73</b>												
20d. INJURY OCCURRED WHILE AT WORK <input type="checkbox"/> NOT WHILE AT WORK <input checked="" type="checkbox"/>				20e. PLACE OF INJURY (e.g., in or about home, farm, factory, street, office building, etc.) <b>Residence</b>				20f. CITY, TOWN, OR LOCATION <b>Pasadena</b>				COUNTY <b>Harris</b>		STATE <b>Texas</b>							
21. I hereby certify that I attended the deceased from <b>approx.</b> to _____, 19____ and last saw the deceased alive on <b>from autopsy findings</b> , 19____. Death occurred at <b>8:30 a.m.</b> on the date stated above, and to the best of my knowledge, from the causes stated.										22a. SIGNATURE <b>Joseph A. Jachimezyk, M.D.</b>				22b. ADDRESS <b>209 Courthouse Houston, Texas</b>				22c. DATE SIGNED <b>8-20-73</b>			
23a. BURIAL, CREMATION, REMOVAL (Specify) <b>Burial</b>				23b. DATE <b>Aug. 10, 1973</b>				23c. NAME OF CEMETERY OR CREMATORY <b>Grandview Cemetery</b>													
23d. LOCATION (City, town, or county) <b>Pasadena, Texas</b>				24. FUNERAL DIRECTOR'S SIGNATURE <b>Niday Funeral Home of Pasadena</b>				25c. REGISTRAR'S SIGNATURE <b>Roni May 585</b>													
25a. REGISTRAR'S FILE NO.				25b. DATE REC'D BY LOCAL REGISTRAR				25c. REGISTRAR'S SIGNATURE													

TEXAS DEPARTMENT OF HEALTH — BUREAU OF VITAL STATISTICS

MEDICAL CERTIFICATION

VS-112, REV. 1/58

33229

862  
880  
854  
E965



re 73-3329

Copy for  
Cery &  
Chad Miller

Mrs Mary West  
Manitou Springs, Colorado 80829

~~West~~

1-9-74

Karen Radoni (201) 484-3109  
New Jersey

Dr. Jachimczyk      July 8, 1974

73-3334; 73-3335; Marty Ray Jones; Charles Cobble;  
73-3377; 73-3409; Homer Luis Garcia; Frank Anthony  
73-3412      Aguirre; Johnny Ray Delone

Elmer Wayne Henley

175th District      74-CR-424

Bexar County Court      There ARE Pictures  
House  
San Antonio, Texas

*Dr. Jachimczyk testified  
7-10-74 through 7-11-74*

73 - 3329

Dean Arnold Corll

August 8, 1975

Newspaper clippings are in a  
Notebook.

73-3329

STATE OF TEXAS XXX

TO THE HARRIS COUNTY MEDICAL EXAMINER

COUNTY OF HARRIS XXX

BEFORE ME, The undersigned authority on this date, personally appeared the undersigned Affiant, who after being duly sworn by me did depose and sayeth;

I, ~~ARND~~ ARNOLD CORLL being the: Husband, Wife, Father, Mother, Brother, Sister, son, Daughter, or other (Describe ~~son~~ FATHER) of DEAN ARNOLD CORLL, deceased,

Medical Legal No. \_\_\_\_\_ Race CAUC Sex M Age \_\_\_\_\_

do hereby authorize NIDAY FUNERAL HOME to recover the remains from the Harris County Medical Examiner.

Arnold E. Corll  
Affiant

This instrument was sworn to and subscribed before me this 8th day

of August, 1973 By the same Affiant.  
Month Year

Renn Miday

NOTARY PUBLIC IN AND FOR  
HARRIS COUNTY, TEXAS

4136 BROADWAY  
Address Telephone No.

My commission expires:

June 1st 1975

228-821